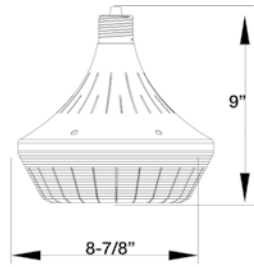
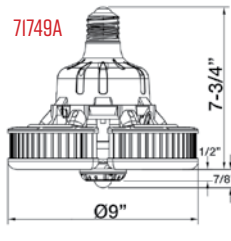
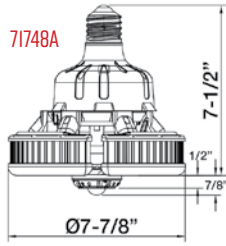




RETROFIT HI-BAY LAMP



Retrofit Lighting



- E39 Mogul Base
- Retrofit for HPS & MH Hi-Bay Lamps
- Input Voltage: 120-277VAC

CAT. NO.	FIG.	WATTS	VOLTS	LUMENS	COLOR TEMP	WEIGHT (LBS)	CASE QTY
71748A	1	80W	120-277V	10,609	5000K	3.2	4
71749A	1	120W	120-277V	16,099	5000K	3.7	4
70621	2	155W	120-277V	19,098	5000K	4.4	6
70622	2	240W	120-277V	31,200	5000K	3.5	4



RETROFIT HIGH BAY LAMP

- Adjustable Paddle Style Panels
- Commercial Hi-Bay Applications
- Adjustable Beam Angle: 0° to 90°
- Aluminum Housing
- Polycarbonate Lens



CAT. NO.	BASE	WATTS	VOLTS	LUMENS	COLOR TEMP	WEIGHT (LBS)	CASE QTY
70623	E26	100W	120-277V	15,000	5000K	4.4	6
70624	E39	150W	120-277V	18,000	5000K	3.5	4



RETROFIT GARAGE & WORKSHOP LAMP

- Adjustable Paddle Style Panels
- Shop & Garage Low Bay Applications
- Adjustable Beam Angle: 0° to 90°
- E26 Base
- Aluminum Housing
- Polycarbonate Lens



CAT. NO.	WATTS	VOLTS	LUMENS	COLOR TEMP	WEIGHT (LBS)	CASE QTY
70625	50W	120-277V	6,000	5000K	4.4	6
70626	100W	120-277V	12,000	5000K	3.5	4

PLEASE REVIEW ONLINE SPECIFICATION SHEETS. IMAGES AND CERTIFICATIONS MAY NOT BE 100% REPRESENTATIVE OF ALL PRODUCTS LISTED. TO VIEW DETAILS OF OUR DLC QUALIFIED PRODUCTS, PLEASE CONSULT THE DLC QUALIFIED PRODUCTS LIST AT WWW.DESIGNLIGHTS.ORG/QPL